

Contraction and expansion of convex sets

Michael Langberg^{*} Leonard J. Schulman[†]

August 9, 2007

Abstract

Let \mathcal{S} be a set system of convex sets in \mathbb{R}^d . Helly's theorem states that if all sets in \mathcal{S} have empty intersection, then there is a subset $\mathcal{S}' \subset \mathcal{S}$ of size $d+1$ which also has empty intersection. The conclusion fails, of course, if the sets in \mathcal{S} are not convex or if \mathcal{S} does not have empty intersection. Nevertheless, in this work we present Helly type theorems relevant to these cases with the aid of a new pair of operations, affine-invariant *contraction* and *expansion* of convex sets.

These operations generalize the simple scaling of centrally symmetric sets. The operations are continuous, i.e., for small $\varepsilon > 0$, the contraction $C^{-\varepsilon}$ and the expansion C^ε are close (in Hausdorff) to C . We obtain two results. The first extends Helly's theorem to the case of set systems with non-empty intersection:

(a) If \mathcal{S} is any family of convex sets in \mathbb{R}^d then there is a finite subfamily $\mathcal{S}' \subseteq \mathcal{S}$ whose cardinality depends only on ε and d , such that $\bigcap_{C \in \mathcal{S}'} C^{-\varepsilon} \subseteq \bigcap_{C \in \mathcal{S}} C$.

The second result allows the sets in \mathcal{S} a limited type of non-convexity:

(b) If \mathcal{S} is a family of sets in \mathbb{R}^d , each of which is the union of k *fat* convex sets, then there is a finite subfamily $\mathcal{S}' \subseteq \mathcal{S}$ whose cardinality depends only on ε , d and k , such that $\bigcap_{C \in \mathcal{S}'} C^{-\varepsilon} \subseteq \bigcap_{C \in \mathcal{S}} C$.

1 Introduction

Helly's theorem is one of the fundamental results in discrete geometry [9]. It states that if every $\leq d+1$ sets in a set system \mathcal{S} of convex sets in \mathbb{R}^d have non-empty intersection then all of the sets in \mathcal{S} have non-empty intersection. Equivalently, if the entire family \mathcal{S} has empty intersection, then there is a subset $\mathcal{S}' \subset \mathcal{S}$ (a *witness*) of size $\leq d+1$ which also has empty intersection. Over the years the basic Helly theorem has spawned numerous generalizations and variants [16]. These have the following local-global format: If every m members of a family have property P then the entire family has property P (or sometimes a weaker property P'). Equivalently, if the entire family has property P^c then there is a witness subfamily of size m having the (possibly weaker) property P^c .

The conclusion of Helly's theorem fails, of course, if the sets in \mathcal{S} are not convex; also if one changes the property "empty intersection" to notions of "small intersection". Nevertheless, we present Helly-type theorems that apply to cases of these sorts. We do so by allowing in the local-global transition not a weakening of the property P , but (arbitrarily slight!) changes in the sets themselves. We use a pair of operations, the *contraction* $C^{-\varepsilon}$ and *expansion* C^ε of a convex set C . For centrally symmetric convex sets these are simply homothetic scalings about the center (by factor $(1+\varepsilon)$ and $(1-\varepsilon)$ respectively), but for general convex sets the definitions are more

^{*}Computer Science Division, The Open University of Israel. Raanana, 43107, Israel. Email: mikel@openu.ac.il.

[†]Department of Computer Science, California Institute of Technology, Pasadena, CA 91125. Email: schulman@caltech.edu. Research supported in part by grants from the NSF and the NSA.

complicated, and the operations appear to be new. The operations are continuous, i.e., for small $\varepsilon > 0$, the contraction $C^{-\varepsilon}$ and the expansion C^ε are close to C (in the Hausdorff metric). Our Helly type theorems are described below.

I. Finding a witness for small intersection Consider the case in which the given set system \mathcal{S} consists of convex sets, however their intersection is not empty. In this case (as an analog to Helly's theorem) one may seek a witness of small cardinality $\mathcal{S}' \subseteq \mathcal{S}$ whose intersection is contained in the intersection of the sets of \mathcal{S} . It is not hard to verify that finite witnesses do not exist even for systems of convex sets in \mathbb{R}^2 . For example, for any unit vector $u \in \mathbb{R}^2$, let C_u be the strip of width 2 consisting of vectors v with $\langle v, u \rangle \in [-1, 1]$. The intersection of the family $\mathcal{S} = \{C_u\}_u$ is the closed unit ball \mathcal{B} centered at the origin, and any finite subset \mathcal{S}' of this family has intersection which strictly includes \mathcal{B} . Namely, no finite witness for the intersection of \mathcal{S} exists. We show:

Theorem 1.1. *Let $\varepsilon > 0$. Let $\mathcal{S} = \{C_i\}_i$ where each C_i is closed and convex in \mathbb{R}^d . There exists a subset \mathcal{S}' of \mathcal{S} of size at most $s(d, \varepsilon) = \frac{(cd)^d}{\varepsilon^{\frac{d}{2}}}$ such that $\cap_{C \in \mathcal{S}'} C^{-\varepsilon} \subseteq \cap_{C \in \mathcal{S}} C$. Here $c > 0$ is a universal constant.*

We remark that $s(d, \varepsilon)$ is essentially tight as a function of ε (see Section 5).

II. Sets that are not necessarily convex Now, consider the case in which the set system \mathcal{S} does not consist of convex sets, but rather of sets that are the union of a bounded number of convex sets. Does the natural analog of Helly's theorem hold for such systems \mathcal{S} ? Namely, if $\cap_{C \in \mathcal{S}} C$ is empty, is there a small witness $\mathcal{S}' \subseteq \mathcal{S}$ for this fact? As before, it is not hard to verify that the answer is no — even in the simplest case when all sets in \mathcal{S} consist of the union of two convex sets in \mathbb{R}^1 . For example, consider the family $\mathcal{S} = \{C_1, \dots, C_{n-1}\}$ in which C_i is the closure of $[0, 1] \setminus [\frac{i-1}{n}, \frac{i+1}{n}]$. (Set difference is denoted “ \setminus ”.) Each C_i is the union of at most 2 closed intervals, and $\cap C_i = \phi$. However, any strict subfamily \mathcal{S}' of \mathcal{S} has non-empty intersection.

For real $f \geq 1$, a bounded convex set C is f -fat if the ratio between the radii of the minimum radius ball containing C and the maximum radius ball contained in C is at most f (see [5]; this is essentially inverse to the earlier definition [15]). If C is unbounded, C is not f -fat for any value f . For a set C consisting of the union of k convex sets $\{C_1, \dots, C_k\}$ define $C^{-\varepsilon}$ to be $\cup_{i=1}^k C_i^{-\varepsilon}$. (Observe that the definition depends on the constituents C_i and not only on their union.) We show:

Theorem 1.2. *Let $\varepsilon > 0$. Let $\mathcal{S} = \{C_i\}_i$ where each C_i is the union of at most k f -fat closed convex sets in \mathbb{R}^d . There exists a subset \mathcal{S}' of \mathcal{S} of size at most $s(k, d, \varepsilon, f) = k! \left(\frac{c^k d f^{k-1}}{\varepsilon^{k-\frac{1}{2}}} \right)^d$ such that $\cap_{C \in \mathcal{S}'} C^{-\varepsilon} \subseteq \cap_{C \in \mathcal{S}} C$. Here $c > 0$ is a universal constant.*

A few remarks are in place. First notice that if $\cap_{C \in \mathcal{S}} C = \phi$ then Theorem 1.2 states the existence of a small witness \mathcal{S}' for empty intersection (extending Helly's theorem). Secondly, in \mathbb{R}^1 all bounded convex sets are 1-fat, so the fatness condition is not a restriction in $d = 1$. We conjecture that the fatness condition is unnecessary also in higher dimension (Conjecture 1.1). Finally, in \mathbb{R}^1 we are able to improve the value $s(k, 1, \varepsilon, 1)$ to approximately $(c/\varepsilon)^{k/2} \log^{k/2}(1/\varepsilon)$ for some constant $c > 0$. This value of $s(k, 1, \varepsilon, 1)$ can be shown to be nearly tight as a function of ε (see Section 5).

Conjecture 1.1. *Let $\mathcal{S} = \{C_i\}_i$ where each C_i is the union of at most k closed convex sets in \mathbb{R}^d . There exists a subset \mathcal{S}' of \mathcal{S} whose size depends only on k, d , and ε such that $\cap_{C \in \mathcal{S}'} C^{-\varepsilon} \subseteq \cap_{C \in \mathcal{S}} C$.*

1.1 Related work

To the best of our knowledge, these contraction and expansion operations for convex sets (except in the centrally symmetric case) have not previously been considered. (Minkowski sum with a unit ball is an entirely different operation as discussed in Section 2.) Also, we are not aware of other Helly-type theorems which apply to the case of non-empty intersection.

There is an interesting literature on Helly-type theorems for unions of convex sets. (For a nice survey on Helly type theorems in general see Wenger [16].) Let \mathcal{C}_k^d be the family of all sets in \mathbb{R}^d that are the union of at most k convex sets. The intersection of members in \mathcal{C}_k^d are not necessarily in \mathcal{C}_k^d , and in general, as we have noted, subfamilies of \mathcal{C}_k^d do not have finite Helly number (*i.e.*, there is not a finite witness for empty intersection). Nevertheless, it was shown independently by Matoušek [12] and Alon and Kalai [1] that if \mathcal{S} is a finite subfamily of \mathcal{C}_k^d such that the intersection of every subfamily of \mathcal{S} is in \mathcal{C}_k^d , then \mathcal{S} has finite Helly number. Let \mathcal{K}_k^d be the family of all sets in \mathbb{R}^d that are the union of at most k *pairwise disjoint* convex sets. As before \mathcal{K}_k^d does not have finite Helly number. Helly type theorems for subfamilies \mathcal{S} of \mathcal{K}_k^d such that the intersection of every subfamily of \mathcal{S} is in \mathcal{K}_k^d have been studied. Grunbaum and Motzkin [8] showed that for $k = 2$ the Helly number of such \mathcal{S} is $2(d + 1)$, and for general k conjectured it to be $k(d + 1)$ (which is tight). The case $k = 3$ was proven by Larman [11], and the general case by Morris [13]. An elegant proof (based on the notion of LP-type problems) was presented by Amenta [3]. Differently from this literature, our results do not depend on a restriction on the intersections of subfamilies of \mathcal{S} .

1.2 Algorithmic motivation

Jie Gao and the authors of this work have recently used a variant of Theorem 1.2 in the design of an efficient approximation algorithm for clustering [6]. Roughly speaking, approximation algorithms lend themselves naturally to the notion of ε contraction and expansion — namely, in both cases a quantified *slackness* of ε is allowed.

More specifically, in [6] we prove a variant of Theorem 1.2 for sets that consist of unions of axis-parallel slabs. Our theorem is then applied in the design of an efficient dynamic data structure which manages the intersection of such sets. The data structure, in turn, is used as a key element in a $1 + \varepsilon$ approximation algorithm for the k -center clustering of incomplete data.

In general, Helly type theorems have found many algorithmic applications. One such example is the tight connection between the *generalized linear programming* (GLP) paradigm and Helly type theorems [14, 2]. It is plausible that the theorems and definitions presented in this paper will find algorithmic applications other than those presented in [6].

1.3 Proof Techniques

In Theorem 1.1, we wish to find a small witness for the intersection $A = \bigcap_i C_i$ of elements in $\mathcal{S} = \{C_i\}$. Namely, we are interested in a subset \mathcal{S}' of \mathcal{S} such that after its contraction, has intersection contained in A . Roughly speaking, we show that for any point x on the boundary of A , there exists a set $C_i \in \mathcal{S}$ such that the contraction $C_i^{-\varepsilon}$ of C_i does not include x together with a *significant* portion of the boundary of A . Finding such sets C_i iteratively, we are able to *cover* the boundary of A , resulting in the desired collection. As we are dealing with general convex sets, giving a precise quantification of our progress towards covering the boundary of A is the major technical difficulty in our proof. The proof of Theorem 1.1 somewhat resembles the proof of Dudley for convex shape approximation by a polytope with few vertices [4].

In Theorem 1.2 we wish to find a small witness for the intersection A of $\mathcal{S} = \{C_i\}$ when the sets C_i are not necessarily convex, rather they are the union of k convex sets. In a nutshell, the

theorem is proven by induction on k , where Theorem 1.1 acts as the base case. The inductive step is non-trivial, and strongly uses the fatness f of the sets in C_i .

1.4 Organization

The rest of the paper is organized as follows. In Section 2 we define our notion of contraction and expansion, and present some basic properties of these operations. In Section 3 we prove Theorems 1.1 and 1.2. In Section 4 we refine the analysis of Theorem 1.2 and obtain tighter bounds on the Helly number for the special case of sets in \mathbb{R}^1 (*i.e.*, for the case $d = 1$). Finally, in Section 5 we present lower bounds on the Helly numbers obtained throughout the paper.

2 The contraction and expansion of convex sets

In what follows we define the contraction and expansion of convex sets. We start with a few preliminary definitions and notation. Throughout the paper all sets are subsets of \mathbb{R}^d and the convex sets we consider are closed and bounded (unbounded sets and sets that are not necessarily closed will be discussed in Section 6). For two points x and y in \mathbb{R}^d , the line segment between x and y is denoted by xy and its length by $|xy|$. S^{d-1} is the d dimensional unit sphere. For a set $A \subseteq \mathbb{R}^d$ and $c \in \mathbb{R}$ the set cA is $\{cx | x \in A\}$. Given two sets A and B define the binary operations $'+'$ and $'-'$ (Minkowski sum and difference) by $A + B = \{x + y | x \in A, y \in B\}$ and $A - B = A + (-B)$. For a set C , let ∂C denote its boundary. For $\varepsilon > 0$, let $\partial_\varepsilon C = \partial C + \varepsilon(C - C)$. For a unit vector u , a u -hyperplane is a $d - 1$ dimensional affine subspace perpendicular to u . A slab is the Minkowski sum of a hyperplane and a finite segment, and a u -slab is one bounded by u -hyperplanes. The u -slab of a set A is the closed u -slab of minimal width containing A ; it is denoted $s_u(A)$ and its width is denoted $w_u(A)$.

Let us recall the standard definition of contraction and expansion for centrally symmetric sets. A convex set $C \subseteq \mathbb{R}^d$ is centrally symmetric iff it has a center p such that for any $x \in \mathbb{R}^d$: $p + x \in C$ iff $p - x \in C$. For a centrally symmetric convex set C let $\|x\|_C$ be the norm of x with respect to C : $\|x\|_C = \inf\{r > 0 \mid \frac{x-p}{r} + p \in C\}$. Now, for any $\varepsilon \geq -1$ define $C^\varepsilon = \{x \mid \|x\|_C \leq 1 + \varepsilon\}$. Namely, for positive ε the set C^ε is a *blown-up* version of C and is referred to as the expansion of C ; and for negative ε the set C^ε is a *shrunk* version of C and is referred to as the contraction of C (see Figure 1). When ε tends to 0, the set C^ε tends to C . It is not hard to verify that C^ε is convex. Notice the distinction between C^ε and the Minkowski sum $C + \varepsilon\mathcal{B}$ (where \mathcal{B} is the unit ball centered at the origin); the first definition commutes with affine linear transformations, the second does not.

We are now ready to define contraction and expansion of general convex sets C . More specifically, we would like to define the notion of a norm of $x \in \mathbb{R}^d$ with respect to C . First notice that we cannot use a direct analog to the definition for centrally symmetric bodies as a general convex set lacks a center point p . We thus consider an alternative definition to C^ε for centrally symmetric C which is independent of p . As we will see, such a definition generalizes naturally to convex sets which are not necessarily centrally symmetric.

Let C be centrally symmetric around the origin. Let u be any unit vector in \mathbb{R}^d . Consider the u -slab $s_u(C)$ of C . Clearly, it holds that $C \subseteq s_u(C)$. Moreover, it is not hard to verify that $C = \bigcap_{u \in S^{d-1}} s_u(C)$. Now consider C^ε . As C^ε is convex we have that $C^\varepsilon = \bigcap_u s_u(C^\varepsilon)$. However, it also holds that $s_u(C^\varepsilon) = s_u^\varepsilon(C) = (1 + \varepsilon)s_u(C)$. Thus we conclude an alternative equivalent definition for contraction and expansion of symmetric convex sets: $C^\varepsilon = \bigcap_u s_u^\varepsilon(C)$. Namely, a definition which relies solely on the notion of contraction and expansion of slabs. This is the definition we would like to use for general convex sets.

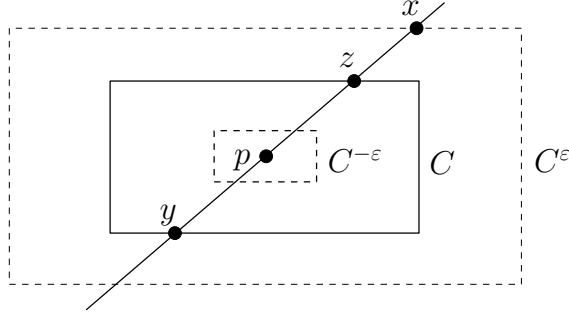


Figure 1: An illustration of the contraction and expansion of a centrally symmetric convex set C . The set C with center p is given by a solid line. For positive ε , the expansion C^ε and the contraction $C^{-\varepsilon}$ of C are given by dashed lines. x is a point outside C . y and z are points on the boundary of C and the line passing through x and p . It can be seen that $\|x\|_C = \frac{|px|}{|pz|} = \frac{1+|xz|/|xy|}{1-|xz|/|xy|}$.

Definition 2.1 (Contraction and Expansion). *Let C be a closed and bounded convex set and let ε be any real (positive, negative or zero). For a slab $s_u(C)$, let $s_u^\varepsilon(C)$ be defined by the standard definition of contraction and expansion for centrally symmetric sets stated in the beginning of Section 2. Let $C^\varepsilon = \bigcap_{u \in S^{d-1}} s_u^\varepsilon(C)$. For any $x \in \mathbb{R}^d$, let $\|x\|_C$ be $1 + \varepsilon$ for the minimum ε such that $x \in C^\varepsilon$. The definition above is depicted in Figure 2.*

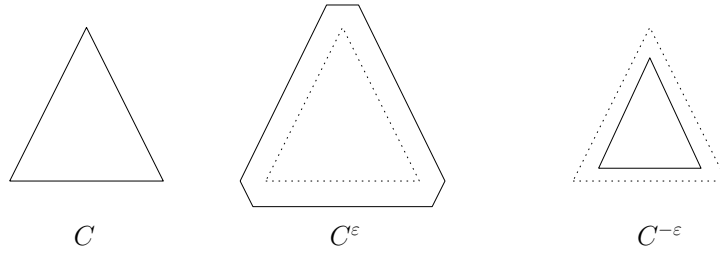


Figure 2: An illustration of Definition 2.1 applied to a triangle C (which is not centrally symmetric). Here $\varepsilon > 0$. In the presentation of C^ε and $C^{-\varepsilon}$, the set C is drawn with a dotted line and its expansion/contraction is presented as a solid line. Notice that the expansion C^ε of C is no longer a triangle.

In the upcoming sections, we elaborate on the properties of C^ε . Specifically, in Sections 2.1 and 2.2 we discuss a few additional natural definitions for contraction and expansion. Some of these definitions are equivalent to the one presented above (Section 2.1) and others differ but are related (Section 2.2). We start by noting that $\|\cdot\|_C$ is *convex*.

Claim 2.1 (Convexity of $\|\cdot\|_C$). *For a convex set C , points x_1 and x_2 in \mathbb{R}^d , and $\lambda \in [0, 1]$ it holds that $\|\lambda x_1 + (1 - \lambda)x_2\|_C \leq \lambda\|x_1\|_C + (1 - \lambda)\|x_2\|_C$.*

Proof. Let $\|x_1\|_C = 1 + \varepsilon_1$ and $\|x_2\|_C = 1 + \varepsilon_2$. For $i = 1, 2$ this implies that $x_i \in C^{\varepsilon_i}$, which in turn implies for every $u \in S^{d-1}$ that $x_i \in s_u^{\varepsilon_i}(C)$. As $s_u(C)$ is a slab, it is not hard to verify that the above implies that $\lambda x_1 + (1 - \lambda)x_2 \in s_u^{\lambda\varepsilon_1 + (1-\lambda)\varepsilon_2}(C)$. We conclude that $\lambda x_1 + (1 - \lambda)x_2 \in C^{\lambda\varepsilon_1 + (1-\lambda)\varepsilon_2}$ which suffices to prove our assertion. \square

2.1 Equivalent definitions

We now present some definitions equivalent to Definition 2.1 which will be used throughout our proofs and in Section 6. Consider again a centrally symmetric convex set C centered at p and let x be a point outside C . Consider the line ℓ passing through x and p . This line, and its intersection with C define the norm $\|x\|_C$. Namely, let z be the intersection of ℓ and the boundary of C closest to x and let y be the intersection of ℓ and the boundary of C furthest from x (see Figure 1 and Figure 3). The norm $\|x\|_C$ of x with respect to C as defined previously is a function of the distance $|xz|$ and the distance $|xy|$. Specifically, let $r = |xz|/|xy|$. It is not hard to verify that $\|x\|_C = \frac{|px|}{|pz|} = \frac{1+r}{1-r}$. Similarly, for $x \in C$ and y and z as defined previously it can be verified that $\|x\|_C = \frac{|px|}{|pz|} = \frac{1-r}{1+r}$. This leads to the following definition for general convex sets.

For C that is closed, convex and bounded let $r(x, C) \in [-1, 1]$ be the closest point to 0 in the closure of the set

$$\left\{ \frac{\langle z-x, y-x \rangle}{\langle y-x, y-x \rangle} \right\}_{z \in \partial C, y \in \partial C \text{ } x, y, z \text{ colinear.}}$$

Let $n_C(x) = \frac{1+r(x, C)}{1-r(x, C)}$. Let $C^{(\varepsilon)} = \{x \mid n_C(x) \leq 1 + \varepsilon\}$.

A few remarks are in place. Notice that $n_C(x)$ is greater than 1 for $x \notin C$, and less than or equal to 1 for $x \in C$. Moreover, $n_C(x) = 1$ iff $x \in \partial C$. This follows from the definition of $r(x, C)$ which is negative for $x \in C \setminus \partial C$, has value 0 for $x \in \partial C$ and positive for $x \notin C$. As an example, for the interval $C = [-1, 1]$, it holds that $C^{(\varepsilon)} = [-1 - \varepsilon, 1 + \varepsilon]$.

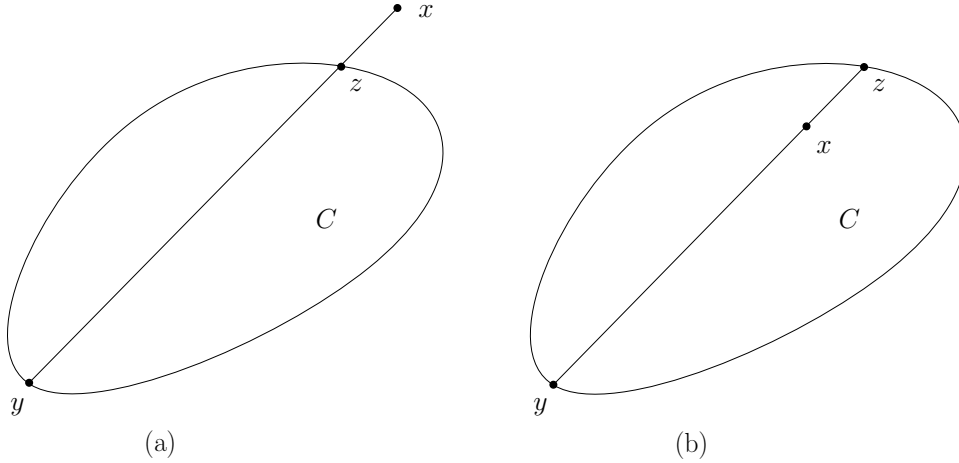


Figure 3: An illustration of the definition of $C^{(\varepsilon)}$. In (a), for $\varepsilon > 0$, $x \in C^{(\varepsilon)}$ iff there exist $y, z \in \partial C$ as above such that the ratio between $|xz|$ and $|xy|$ is at most $\frac{\varepsilon}{2+\varepsilon}$. In that case $r(x, C) \leq \frac{\varepsilon}{2+\varepsilon}$ which implies that $n_C(x) = \frac{1+r(x, C)}{1-r(x, C)} \leq 1 + \varepsilon$. Similarly, in (b) for $\varepsilon < 0$, $x \in C^{(\varepsilon)}$ iff for all $y, z \in \partial C$ as above the ratio between $|xz|$ and $|xy|$ is at least $\frac{-\varepsilon}{2+\varepsilon}$. In that case $r(x, C) \leq \frac{\varepsilon}{2+\varepsilon}$ which implies that $n_C(x) = \frac{1+r(x, C)}{1-r(x, C)} \leq 1 + \varepsilon$.

Theorem 2.1 (Equivalent definitions). *Let $\varepsilon \geq 0$.*

- (i) $C^\varepsilon \triangleq \cap_u s_u^\varepsilon(C) = C^{(\varepsilon)} = C \cup \partial_{\frac{\varepsilon}{2}} C$.
- (ii) $C^{-\varepsilon} \triangleq \cap_u s_u^{-\varepsilon}(C) = C^{(-\varepsilon)} = C \setminus \left(\partial_{\frac{\varepsilon}{2}} C\right)^\circ$.

Here $(A)^\circ$ denotes the interior of A .

Proof. As a warmup exercise, it is not hard to verify that the assertions hold if C is centrally symmetric. We now present the proof for general C . First notice that for $\varepsilon \geq -1$, $x \in C^{(\varepsilon)}$ iff $r(x, C) \leq \frac{\varepsilon}{2+\varepsilon}$. Moreover, the set C is included in all the expressions in Equation (i) and includes all expressions in Equation (ii).

Equation (i): Let $x \in \cap s_u^\varepsilon(C)$. We first show that $x \in \cap s_u(C^{(\varepsilon)})$. This suffices as it is not hard to verify that $C^{(\varepsilon)}$ is convex (follows directly by its definition) and thus $\cap s_u(C^{(\varepsilon)}) = C^{(\varepsilon)}$. Consider a vector $u \in S^{d-1}$ and any $x \in s_u^\varepsilon(C)$. Let y', z' be the points on ∂C that define $s_u(C)$ (take z' to be closer to x than y' once all three are projected on u). Consider the line ℓ passing through x , in the direction $y' - z'$. Let y, z be the intersection points of ℓ and the boundary of $s_u(C)$ (take z to be closer to x). As $x \in s_u^\varepsilon(C)$, it holds that $|xz|/|xy| = \frac{\varepsilon'}{2+\varepsilon'}$ for some $\varepsilon' \leq \varepsilon$. Let x' be on the line passing through y' and z' such that $|x'z'|/|x'y'| = \frac{\varepsilon'}{2+\varepsilon'}$. It holds that $x' \in C^{(\varepsilon)} \subseteq s_u(C^{(\varepsilon)})$. By our construction $x' - x$ is orthogonal to u , thus $x \in s_u(C^{(\varepsilon)})$.

Now let $x \in C^{(\varepsilon)} \setminus C$. Let $u \in S^{d-1}$ be any direction. Consider the line ℓ_u passing through x in the direction of u . Let z_u be the intersection point of ℓ_u and C closest to x , and let y_u be the intersection point farthest from x (if such exist). It holds that $r(x, C) = \min_u |xz_u|/|xy_u| \leq \frac{\varepsilon}{2+\varepsilon}$. Let $r(x, C)$ be obtained at u , and denote $z = z_u$, $y = y_u$. As $z - y \in C - C$ it holds that $x \in z + \frac{\varepsilon}{2}(C - C) \subseteq C \cup \partial_{\frac{\varepsilon}{2}}C$.

Finally, consider $x \in \partial_{\frac{\varepsilon}{2}}C \setminus C$. This implies that, $\exists y, z \in C$ such that $x = c + \frac{\varepsilon'}{2}(y - z)$ for $\varepsilon' \leq \varepsilon$, $y, z \in C$ and c on ∂C . Let $u \in S^{d-1}$, we will show that $x \in s_u^\varepsilon(C)$. If $x \in s_u(C)$ then we are done. Let ℓ be the line passing through x in the direction $y - z$ and intersecting $s_u(C)$ at z' and y' . It holds that $|z'y'| \geq |zy|$. As $z'y' \subseteq s_u(C)$ and $c \in s_u(C)$, we conclude that $x \in s_u^\varepsilon(C)$.

Equation (ii): Assume that $x \in C$ but $x \notin C^{(-\varepsilon)}$. Let z and y be in ∂C such that z, x, y are co-linear and $|zx|/|xy| < \frac{\varepsilon}{2-\varepsilon}$. Let u be the normal to the hyperplane tangent at z (directed away from C) and consider $s_u(C)$. Let y' be the point 'opposite' z on the boundary of $s_u(C)$ (namely y' is obtained by going in direction $-u$ from z until we leave the set $s_u(C)$). Let x' be the projection of x to the line zy' . It now holds that $|zx'|/|y'x'| \leq |zx|/|xy| < \frac{\varepsilon}{2-\varepsilon}$. This implies that $x \notin s_u^{-\varepsilon}(C)$.

Assume that $x \in C$ but $x \notin C \setminus \left(\partial_{\frac{\varepsilon}{2}}C\right)^\circ$. Let y and z be in C and $c \in \partial C$ such that $|xc| < \frac{\varepsilon}{2}|yz|$. Assume that $c - x$ is in the same direction as $z - y$. Consider the line originating at y , passing through x and terminating on ∂C at z' . We show that $|z'x| < \frac{\varepsilon}{2}|yz'|$. Let α be the intersection of the line passing through z, c and the line passing through y, x (here we assume that the points z, y, x, c are not all on the same line - otherwise a similar and simpler proof may be given). $\alpha \notin C^\circ$ (follows from the convexity of C). It holds that $\frac{z'x}{z'y} \leq \frac{\alpha x}{\alpha y} = \frac{cx}{zy} < \frac{\varepsilon}{2}$. We conclude that $x \notin C^{-\varepsilon}$.

Finally, assume that $x \in C$ but $x \notin s_u^{-\varepsilon}(C)$ for some u . Let y and z be the tangent points in ∂C defining $s_u(C)$, and let H_y and H_z be the corresponding hyperplanes. Assume that z is closer to x than y when all three points are projected onto the direction u . Consider the line originating at y , that passes through x and terminates in $z' \in \partial C$. We now show that $|xz'| < \frac{\varepsilon}{2-\varepsilon}|xy|$ which implies that $x \notin C \setminus \partial_{\frac{\varepsilon}{2}}C$. This follows by considering the triangle $yz'\alpha$ where α is the projection of z' onto H_y . In this triangle, let x' be the projection of x onto $z'\alpha$. By our assumption, $|x'z'|/|x'\alpha| < \frac{\varepsilon}{2-\varepsilon}$. This implies that $|z'x|/|xy| < \frac{\varepsilon}{2-\varepsilon}$, which in turn implies $x = z' + \frac{\varepsilon'}{2}(y - z')$ for $\varepsilon' < \varepsilon$. \square

Remark 2.1. In the proofs that follow we will use the equivalence stated in Theorem 2.1 without referring explicitly to Theorem 2.1. Specifically, we use the notation C^ε to denote both $C^{(\varepsilon)}$ and $C^\varepsilon \triangleq \cap_u s_u^\varepsilon(C)$.

2.2 An alternative definition of contraction and expansion

For a general convex set C , one may consider an alternative definition for $\|x\|_C$ and C^ε in which the contraction and expansion are done with respect to a *center* point p in C . Namely, for $p \in C$ define $\|x\|_{(C,p)} = \inf\{r > 0 \mid \frac{x-p}{r} + p \in C\}$; and $C_p^\varepsilon = \{x \mid \|x\|_{(C,p)} \leq 1 + \varepsilon\}$. Clearly, as this definition depends strongly on the point p chosen, it is not equivalent to our original definition given in Definition 2.1. For this reason we prefer to use our original definition which depends solely on the set C .

Nevertheless, for specific values of p , one can find connections between our original definition and that given above. For example, for bounded C , by John's theorem [10], there exists an ellipsoid E centered at $p \in C$ such that $E \subseteq C \subseteq d(E - p) + p$. For such p there is a nice relation between C_p^ε and C^ε . Such a relation also holds when p is the center of mass of C .

Lemma 2.1. *Let p the center of mass of C , or alternatively let p be the center point from John's theorem [10]. For $\varepsilon \geq 0$ we have $C_p^{\varepsilon/2} \stackrel{(a)}{\subseteq} C^\varepsilon \stackrel{(b)}{\subseteq} C_p^{(d+1)\varepsilon/2}$; and for $\varepsilon > 0$ sufficiently small ($\varepsilon < \frac{2}{d+1}$) it holds that $C_p^{-(d+1)\varepsilon/2} \stackrel{(c)}{\subseteq} C^{-\varepsilon} \stackrel{(d)}{\subseteq} C_p^{-\varepsilon/2}$.*

Proof. We will use two claims:

Claim 2.2. *Let $C \subset \mathbb{R}^d$ be a bounded closed convex set. Let p be the center of mass of C , or alternatively let p be the center point from John's theorem [10]. Let ℓ be any line passing through p and let z and y be the intersection of ℓ with ∂C . It holds that $\frac{|zp|}{|yp|} \in [\frac{1}{d}, d]$.*

Proof. The proof is immediate for the point p from John's theorem. We consider the center of mass p . Let z and y be the points that minimize the fraction $\frac{|zp|}{|yp|}$ (here we assume w.l.o.g. that $|zp| \leq |yp|$) and let ℓ be the line connecting y and z . Let u be a vector such that z is on the boundary of the slab $s_u(C)$. We will show that $\frac{|zp|}{|yp|} \geq \frac{1}{d}$. Let p' be the point on ℓ such that $\frac{|zp'|}{|yp'|} = \frac{1}{d}$. Let $H_{p'}$ be the u -hyperplane passing through p' , and let $C_{p'}$ be the intersection of C and $H_{p'}$. Let H_z be the u -hyperplane passing through z . Let C_z be the set on H_z obtained by a linear extension of $C_{p'}$ with respect to y . Namely, for each point $\alpha_{p'}$ in $C_{p'}$, let α_z be the point (in H_z) obtained by the intersection of H_z with the line passing through y and $\alpha_{p'}$. C_z is defined to consist of all such points α_z . Consider the minimum convex body C^* consisting of the point y and the set C_z . It is not hard to verify that the center of mass of C^* lies on the hyperplane $H_{p'}$. Moreover, C includes the portion of C^* that lies on the same side of $H_{p'}$ as y , and is included in the portion of C^* that lies on the same side of $H_{p'}$ as z . We conclude that the center of mass p of C must lie in the line segment $p'y$. This implies that $\frac{|zp|}{|yp|} \geq \frac{|zp'|}{|yp'|} = \frac{1}{d}$. \square

Claim 2.3. *Let $C \subset \mathbb{R}^d$ be a bounded closed convex set. Let p be the center of mass of C , or alternatively let p be the center point from John's theorem [10]. Let ℓ be any line passing through p , and let z and y be the intersection points of ℓ with ∂C . Then for any two vectors α and β in C , such that $\alpha - \beta$ is parallel to $p - z$ it holds that $|\alpha\beta| \leq (d+1)|pz|$.*

Proof. Assume that $|\alpha\beta| \geq 2|pz|$ (otherwise we are done) and that α and β are in ∂C . Consider the line passing through α and p , and the line passing through β and z . Denote their intersection by w (the fact that $|\alpha\beta| \geq 2|pz|$ assures that such an intersection exists). It is not hard to verify that $w \notin C^\circ$. We have that $\frac{|\alpha\beta|}{|pz|} = \frac{|\alpha w|}{|pw|} \leq d+1$, where the last inequality follows from Claim 2.2 (and the properties of our construction). This suffices to prove our assertion. \square

Now we are ready to prove our lemma. For (a) let z be the intersection of ∂C and the line passing through p and $x \in C_p^{\varepsilon/2}$ (here z is the intersection point closest to x). We have that $|xz| \leq \frac{\varepsilon}{2}|pz|$ and that both p and z are in C , thus $x \in C \cup \partial_{\frac{\varepsilon}{2}} C = C^\varepsilon$. For (b), as before, let z be the intersection of ∂C and the line passing through p and $x \in C^\varepsilon = C \cup \partial_{\frac{\varepsilon}{2}} C$. Let $c \in \partial C$, and α and β in C such that $x = c + \frac{\varepsilon}{2}(\alpha - \beta)$. Consider the intersection point w between the line passing through c and z and the line passing through p in the direction $\alpha - \beta$. These lines intersect as all points p, c, z and x lie on a two dimensional plane. Both c and z are on ∂C , which implies that the point w is not in $C \setminus \partial C$. Thus by Claim 2.3, it holds that $|pw| \geq |\alpha\beta|/(d+1)$. Now $\frac{|zx|}{|pz|} = \frac{|cx|}{|pw|} \leq (d+1)\varepsilon/2$ which implies that $x \in C_p^{(d+1)\varepsilon/2}$.

For assertion (c) let $x \in C_p^{-(d+1)\varepsilon/2}$. Let y, z be the intersection points of ∂C and the line passing through x and p (where z and x are on the same side of p). It holds that $|xz|/|pz| \geq (d+1)\varepsilon/2$. We now show that $x + \frac{\varepsilon}{2}(C - C) \subset C$, this will suffice for our proof. For any vector $\alpha - \beta$ in $C - C$ let w be the intersection of the line passing through p in direction $\alpha - \beta$ with the boundary of C . By Claim 2.3 we have that $|\alpha\beta| \leq (d+1)|pw|$. Thus, $\frac{\varepsilon}{2}|\alpha\beta| \leq \frac{\varepsilon(d+1)}{2}|pw|$. This implies that $x + \frac{\varepsilon}{2}(\alpha - \beta)$ is in the triangle zwp (here we use the fact that $|xz|/|pz| \geq (d+1)\varepsilon/2$), and thus in C . Finally, for (d), let $x \in C^{-\varepsilon} = C \setminus (\partial_{\frac{\varepsilon}{2}} C)^o$. Let z be the intersection (closest to x) of ∂C and the line passing through p and x . It holds that $x \notin (z + \frac{\varepsilon}{2}(C - C))^o$. Thus, the point $w = z + \frac{\varepsilon}{2}(p - z)$ is on the line segment xz . Namely, $|xz| \geq |wz| = \frac{\varepsilon}{2}|pz|$. We conclude that $x \in C_p^{-\varepsilon/2}$. \square

It now follows that Theorems 1.1 and 1.2 can be proven (with slight modifications) when one considers the contraction $C_p^{-\varepsilon}$ for the points p discussed above.

2.3 Properties

Lemma 2.2 (Continuity of contraction and expansion). *Let C be a convex set. Let $\varepsilon > 0$ then $(C^\varepsilon)^{-\frac{\varepsilon}{1+\varepsilon}} = C$. Let $\varepsilon > 0$ be sufficiently small (namely $\varepsilon < \frac{2}{d+1}$) then $C \subseteq (C^{-\varepsilon})^{\frac{(d+1)\varepsilon}{2-(d+1)\varepsilon}}$.*

Proof. For the first claim, let $\delta = \frac{\varepsilon}{1+\varepsilon}$. We first prove that $s_u(C^\varepsilon) = s_u^\varepsilon(C)$. One direction was proven in Theorem 2.1. It remains to prove $s_u(C^\varepsilon) \subseteq s_u^\varepsilon(C)$. Assume that $x \in s_u(C^\varepsilon)$. Thus there exists $x' \in C^\varepsilon$ such that $x - x'$ is orthogonal to u . Namely, there are y and z in C colinear with x' such that $|x'z|/|x'y| \leq \frac{\varepsilon}{2+\varepsilon}$. But then if we consider the intersection of the line passing through y and z with $s_u(C)$, say at points y' and z' (with y' close to y), then $|z'x'|/|x'y'| \leq |x'z|/|x'y| \leq \frac{\varepsilon}{2+\varepsilon}$. This implies that $x' \in s_u^\varepsilon(C)$. However, as $x - x'$ is orthogonal to u , this also implies that $x \in s_u^\varepsilon(C)$. Now: $(C^\varepsilon)^{-\delta} = \cap_u (s_u(C^\varepsilon))^{-\delta} = \cap_u ((s_u(C))^\varepsilon)^{-\delta} = \cap_u s_u(C) = C$.

For the second claim, by John's theorem [10], there exists an ellipsoid E centered at $p \in C$ such that $E \subseteq C \subseteq d(E - p) + p$. Assume w.l.o.g. that p is the origin. Consider the contraction $C_p^{-\varepsilon}$ of C with respect to p (as defined in Section 2.2). Recall, by Lemma 2.1, that $C_p^{-(d+1)\varepsilon/2} \subseteq C^{-\varepsilon}$ (for $\varepsilon < \frac{2}{d+1}$). Now, as $A \subseteq B$ implies $A^\varepsilon \subseteq B^\varepsilon$ (for $\varepsilon > 0$), we have $C = \frac{1}{1-(d+1)\varepsilon/2} (C_p^{-(d+1)\varepsilon/2}) = (C_p^{-(d+1)\varepsilon/2})^{\frac{(d+1)\varepsilon/2}{1-(d+1)\varepsilon/2}} \subseteq (C^{-\varepsilon})^{\frac{(d+1)\varepsilon/2}{1-(d+1)\varepsilon/2}}$. \square

Remark 2.2. *The bound on ε in the second part of Lemma 2.2 may seem unnatural. However, it is necessary as for certain convex sets C the contraction $C^{-\varepsilon}$ is empty once ε is larger than $\frac{2}{d+1}$. Thus, any expansion of $C^{-\varepsilon}$ in this case remains empty. For example, consider the d dimensional simplex C , it is not hard to verify that $x \in C$ implies that x is within distance $\frac{1}{d+1}$ from ∂C . Thus, for $\varepsilon > \frac{2}{d+1}$, $C^{-\varepsilon} = \emptyset$.*

Using Theorem 2.1, we now obtain the following corollary of Lemma 2.2.

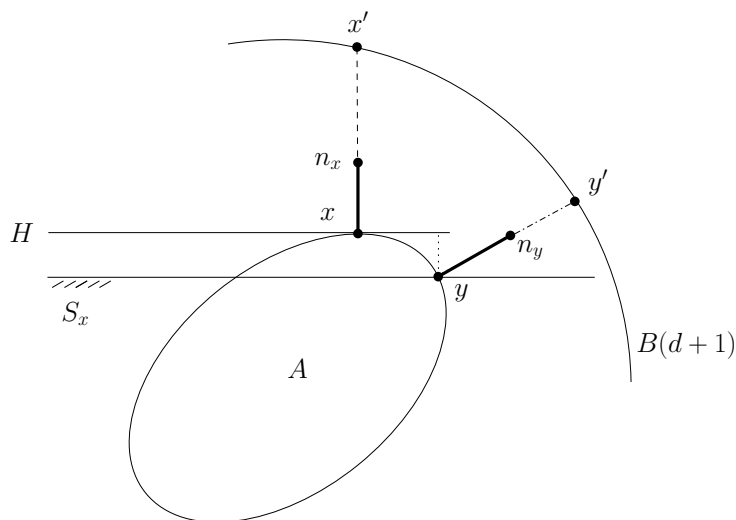


Figure 4: An illustration of the proof of Theorem 1.1. Here x is on the boundary of A . H is the hyperplane tangent to A at x . n_x is of distance 1 from x in the direction of the normal to H . x' is the intersection of the boundary of $\mathcal{B}(d+1)$ and the extension of the line passing through x and n_x . $S_x = S_{n_x}$ is the half space corresponding to x . The point y is in $S_x \cap \partial A$. n_y and y' are defined as above (with respect to y). If the distance between H and the point y is at least ε then the distance between x' and y' is greater than $\sqrt{\varepsilon}$.

Corollary 2.1 (Continuity of contraction and expansion). *For any sufficiently small $\varepsilon > 0$ there exists $\delta > 0$ such that for every positive $\varepsilon' < \delta$: $C \subseteq (C^\varepsilon)^{-\varepsilon'}$, $(C^{\varepsilon'})^{-\varepsilon} \subseteq C$, $C \subseteq (C^{-\varepsilon'})^\varepsilon$, and $(C^{-\varepsilon})^{\varepsilon'} \subseteq C$.*

3 Proof of our Helly type theorems

We now present the proofs of Theorems 1.1 and 1.2. The reader may find it helpful to follow the proof of Theorem 1.1 using Figure 4. The proof of Theorem 1.1 somewhat resembles the proof of Dudley for convex shape approximation by a polytope with few vertices [4].

3.1 Proof of Theorem 1.1

Proof. Let $A = \cap_{C \in \mathcal{S}} C$. If A is empty then our theorem follows from Helly's theorem (without the need for contractions). Otherwise assume that A has full dimension (and is bounded). We will address the case in which A has dimension $\leq d - 1$ at the end of the proof. By John's Theorem [10], there exists a point $p \in A$ and an ellipsoid E such that $E \subseteq A \subseteq d(E - p) + p$. Assume w.l.o.g. that p is the origin, and that E is the unit ball (as done in Lemma 2.2).

Let $\mathcal{B}(r)$ be the ball centered at the origin with radius r . By the assumptions above $\mathcal{B}(1) \subseteq A \subseteq \mathcal{B}(d)$. We will now iteratively find the subset \mathcal{S}' stated in the theorem. We will use the following lemma whose proof is based on (the proof of) a similar lemma presented in [7] (page 324). We start with a definition. For a point x on the boundary of A , let \mathcal{N}_x be the set consisting of points n of distance 1 from x in the direction of the normal to a tangent hyperplane of A at x (directed away from A). Notice that $|\mathcal{N}_x|$ may be larger than 1 (as there may be many tangent hyperplanes to A at x if A is not *smooth* at x).

Lemma 3.1. *Let $\varepsilon \in [0, 1]$. Let x and y be two points on the boundary of A . Let $n_x \in \mathcal{N}_x$ and $n_y \in \mathcal{N}_y$. If the distance between y and the hyperplane tangent to A at x with normal $n_x - x$ is at least ε then $\|n_x - n_y\| \geq \sqrt{\varepsilon}$.*

Proof. Let θ be the angle between $n_x - x$ and $n_y - y$. Consider the plane P including the points x , y and n_x . It may be the case that n_y does not lie on this plane. Let n'_y be the projection of n_y onto P . Let θ' be the angle between $n_x - x$ and $n'_y - y$. Notice that $\theta' \leq \theta$. Let z be the point closest to y on the hyperplane tangent to A at x (with normal $n_x - x$). Namely, $|yz| \geq \varepsilon$. We first assume that $\theta < \pi/2$. Let f be the point on P in the intersection of the hyperplane tangent to A at x (with normal $n_x - x$) and the hyperplane tangent to A at y (with normal $n_y - y$). It holds that $\|x - y\| \geq \|y - f\| = |yz|/\sin \theta'$. We now consider two cases. If $\sin \theta' \leq \sqrt{\varepsilon}$, then $\|n_x - n_y\| \geq \|x - y\| \geq |yz|/\sin \theta' \geq \sqrt{\varepsilon}$. The first inequality follows from the convexity of A (namely, by the fact that $\langle n_x - x, x - y \rangle \geq 0$ and $\langle n_y - y, y - x \rangle \geq 0$ and by squaring $\|n_x - n_y\| = \|x + (n_x - x) - y - (n_y - y)\|$). If $\sin \theta' > \sqrt{\varepsilon}$, we show that $\|n_x - n_y\| \geq \|(n_x - x) - (n_y - y)\| \geq 2 \sin(\theta/2) \geq \sin \theta \geq \sin(\theta') > \sqrt{\varepsilon}$. Here, the first inequality follows from the convexity of A as above, and the second inequality follows from considering the triangle $y, n_y, (y + n_x - x)$. Now, for the case $\theta \geq \pi/2$, it is not hard to verify that $\|n_x - n_y\| \geq 1$. \square

Let x be any point on the boundary of A . For a point $n_x \in \mathcal{N}_x$, let $s_{n_x}(A)$ be the minimal (d dimensional) slab containing A with normal $n_x - x$ (i.e. the boundary of $s_{n_x}(A)$ is tangent to A at the point x). Let S_{n_x} be the closed half space (that does not include x) defined by the boundary of $s_{n_x}^{-\varepsilon}(A)$ closest to x . Roughly speaking, we will now show that for any $x \in \partial A$: (a) a *significant* portion of ∂A is not in S_{n_x} , and (b) there is a set $C_x \in \mathcal{S}$ such that $C_x^{-\varepsilon} \subseteq S_{n_x}$. Thus, taking enough points x and their corresponding sets C_x to be in \mathcal{S}' we will *cover* ∂A and conclude our proof.

Claim 3.1. *Let x be any point on the boundary of A . There exists a point $n_x \in \mathcal{N}_x$ and a set $C_x \in \mathcal{S}$ such that $C_x^{-\varepsilon} \subseteq S_{n_x}$.*

Proof. We will assume throughout that \mathcal{S} is finite, otherwise slight modifications are to be made to the proof. As $x \in \partial A$, there exists $C \in \mathcal{S}$ such that $x \in \partial C$. This implies the existence of a hyperplane H such that $x \in H$ and C is included in one of the two half spaces defined by H . As $A \subseteq C$, A is also included in one of the two half spaces defined by H , which implies that H is tangent to A at x .

Let $u \in S^{d-1}$ be the normal of H (directed away from A). Let $n_x = x + u$. Now, we have that $C^{-\varepsilon} \subseteq s_u^{-\varepsilon}(C)$. So it is left to show that $s_u^{-\varepsilon}(C) \subseteq S_{n_x}$. It holds that (a) $A \subseteq C$ and thus $s_u(A) \subseteq s_u(C)$, and (b) the boundary of $s_u(A)$ which includes x and the boundary of $s_u(C)$ which includes x are both equal to H . Thus we may conclude by our definition of S_{n_x} that $s_u^{-\varepsilon}(C) \subseteq S_{n_x}$. \square

Let x be any point on the boundary of A . Denote the set S_{n_x} obtained in Claim 3.1 by S_x . Also, from this point on, n_x will refer to the point $n_x \in \mathcal{N}_x$ from Claim 3.1. We will now construct the set \mathcal{S}' . Initially \mathcal{S}' is empty. Let C_x be the set suggested in Claim 3.1 and add it to the set \mathcal{S}' . It holds that $\bigcap_{C_x \in \mathcal{S}'} C_x^{-\varepsilon} \subseteq \bigcap_{C_x \in \mathcal{S}'} S_x$. In what follows we will add sets to \mathcal{S}' that will satisfy the above inclusion. Each set will be associated with a point on the boundary of A . We will show that after adding a sufficient amount of specially chosen sets the intersection $\bigcap_{C_x \in \mathcal{S}'} S_x$ will be included in A implying that $\bigcap_{C_x \in \mathcal{S}'} C_x^{-\varepsilon} \subseteq A$.

Consider the ball $\mathcal{B}(d+1)$. By our discussion, it holds that for any point x on the boundary of A , the distance between x and the boundary of $\mathcal{B}(d+1)$ is at least 1. For each point x on the boundary of A we will define a corresponding point x' on the boundary of $\mathcal{B}(d+1)$: x' is the

intersection of the boundary of $\mathcal{B}(d+1)$ and the line passing through x and n_x (in the direction opposite A). We will call x' the projection of x up to $\mathcal{B}(d+1)$.

We now return to the first point x chosen and its corresponding set C_x in \mathcal{S}' . Let y be any point on the boundary of A that is included in S_x . If no such y exists, then $A \cap S_x = \cap_{C \in \mathcal{S}} C \cap S_x = \phi$. By Helly's theorem there exists at most $d+1$ sets in \mathcal{S} such that their intersection with S_x is empty. Adding these sets to \mathcal{S}' we obtain $\cap_{C_x \in \mathcal{S}'} C^{-\varepsilon} = \phi \subseteq A$. Otherwise:

Lemma 3.2. *The distance between y' and x' must be at least $\sqrt{\varepsilon}$.*

Proof. Let H be the tangent hyperplane at x (with normal $n_x - x$). We first claim that the distance between y and H is at least ε . Indeed, this follows as $\mathcal{B}(1) \subseteq A \subseteq s_{n_x}(A)$ and $y \in S_{n_x}$. Thus, by Lemma 3.1, the distance between n_x and n_y is at least $\sqrt{\varepsilon}$. Notice that n_x is in $\mathcal{B}(d+1)$, thus x' is on the line passing through x and n_x after the point n_x . The same holds respectively for y' . Namely, $x' = n_x + \alpha(n_x - x)$ and $y' = n_y + \beta(n_y - y)$ for some $\alpha > 0$ and $\beta > 0$. We would like to show that $\|x' - y'\| \geq \|n_x - n_y\|$. This follows from the fact that $\langle n_x - x, n_x - n_y \rangle \geq 0$ and $\langle n_y - y, n_y - n_x \rangle \geq 0$ (which in turn follows from the convexity of A). Specifically $\|x' - y'\|^2 = \|n_x + \alpha(n_x - x) - n_y - \beta(n_y - y)\|^2 = \|n_x - n_y\|^2 + \|\alpha(n_x - x) - \beta(n_y - y)\|^2 + 2\langle \alpha(n_x - x), n_x - n_y \rangle + 2\langle \beta(n_y - y), n_y - n_x \rangle \geq \|n_x - n_y\|^2$. \square

We are now ready to complete our proof. After choosing x , we have shown that any $y \in S_x$ that remains on the boundary of A , has projection y' which is far from the projection x' of x . Now consider taking any such y and adding its corresponding set C_y as defined in Claim 3.1 to \mathcal{S}' . If $(\partial A) \cap (\cap_{C_x \in \mathcal{S}'} C^{-\varepsilon})$ is empty, then either $\cap_{C_x \in \mathcal{S}'} C^{-\varepsilon} \subset A$ and we are done, or $A \cap (\cap_{C_x \in \mathcal{S}'} C^{-\varepsilon}) = \phi$. In the second case, we proceed as we did before by noticing that $\cap_{C \in \mathcal{S}} C \cap (\cap_{C_x \in \mathcal{S}'} C^{-\varepsilon}) = \phi$. Hence, using Helly's theorem, we may add at most $d+1$ sets to \mathcal{S}' to obtain $\cap_{C \in \mathcal{S}'} C^{-\varepsilon} = \phi \subseteq A$.

Otherwise, let z be any point on the boundary of A that is included in $\cap_{C_x \in \mathcal{S}'} S_x$. By Lemma 3.2, z' is far from both x' and y' . We now continue by adding to \mathcal{S}' the set corresponding to z .

Continuing this line of argument, it is not hard to verify, that at any given point in this process the set $\{x' | C_x \in \mathcal{S}'\}$ is a set of points on the boundary of $\mathcal{B}(d+1)$ each pair of distance at least $\sqrt{\varepsilon}$ apart. Standard packing arguments show that this implies that $|\mathcal{S}'| \leq \frac{(cd)^d}{\varepsilon^2}$ for a universal constant $c > 0$.

We now address the case in which A does not have full dimension. Namely A is included in a k dimensional hyperplane H for some $k \in \{0, 1, \dots, d-1\}$. Let x be a point in A which is not on the k dimensional boundary of A . As mentioned in Claim 3.1, there exists a set C such that $x \in \partial C$. If $C \subseteq H$, we may add C to \mathcal{S}' and reduce the dimension of the problem. Otherwise, $C^{-\varepsilon} \cap A \subseteq C^{-\varepsilon} \cap H = \phi$, and we can add at most $d+1$ additional sets to \mathcal{S}' to obtain $\cap_{C \in \mathcal{S}'} C^{-\varepsilon} = \phi \subseteq A$ (as done above). \square

3.2 Proof of Theorem 1.2

Recall that for $f \geq 1$, a convex set C is f -fat if the ratio between the radii of the minimum radius ball containing C and the maximum radius ball contained in C is at most f (see, e.g., [5]). Also, recall that for a set C consisting of the union of k convex sets $\{C_1, \dots, C_k\}$, $C^{-\varepsilon} \triangleq \cup_{i=1}^k C_i^{-\varepsilon}$. For a convex set C , let $w(C)$ denote its width (here $w(C) = \inf_{u \in S^{d-1}} w_u(C)$). As the width of C is larger than twice the radius of the any ball contained in C , it follows that for f -fat sets C , $\text{vol}(C)$ is at most the volume of a ball of radius $fw(C)/2$. We now restate (a slightly generalized version of) Theorem 1.2 and then present its proof.

Theorem 3.1 (Restatement of Theorem 1.2). *Let $\mathcal{S} = \{C_i\}_i$ where each C_i is the union of at most k closed convex sets in R^d each of which has fatness at most f . Let I be any convex set. There exists*

a subset \mathcal{S}' of \mathcal{S} of size at most $s(k, d, \varepsilon, f) = k! \left(\frac{c^k d f^{k-1}}{\varepsilon^{k-\frac{1}{2}}} \right)^d$ such that $I \cap (\cap_{C \in \mathcal{S}'} C^{-\varepsilon}) \subseteq I \cap (\cap_{C \in \mathcal{S}} C)$ (here $c > 0$ is a universal constant).

Proof. The proof is by induction on k . The base case, $k = 1$, is implied by Theorem 1.1. For general k we will suppose that every C_i consists of exactly k nonempty sets $C_{i,1}, \dots, C_{i,k}$. (This is true without loss of generality: simply duplicate one of the nonempty constituents. If some C_i is empty, of course, the theorem follows trivially.)

Recall that $w(A)$ is defined to be the width of a set A in \mathbb{R}^d . For a collection C_i , let $w(C_i) = \max_j w(C_{i,j})$. Let $w(\mathcal{S}) = \inf_i w(C_i)$; we wish to pick an i for which $w(C_i) = w(\mathcal{S})$. Strictly speaking the infimum might not be achieved but we will assume that $w(C_1) = w(\mathcal{S})$ (otherwise slight changes are to be made in the proof).

We include C_1 in our collection, and achieve the required intersection separately within $I \cap C_{1,j}$ for each $1 \leq j \leq k$. Because $C_{1,j}$ is f -fat, it can be covered by at most $\left(\frac{4f}{\varepsilon} \right)^d$ balls of radius $\frac{\varepsilon}{4} w(\mathcal{S})$. We achieve the required intersection separately within each of these balls. Let \mathcal{B} be one of the balls.

Let $\mathcal{S}^B = \{C_i \mid \mathcal{B} \cap I \not\subseteq C_i\}$ and observe that $I \cap \mathcal{B} \cap (\cap_{\mathcal{S}^B} C_i) = I \cap \mathcal{B} \cap (\cap_{\mathcal{S}} C_i)$. For each C_i form a collection \hat{C}_i of $k-1$ sets by omitting from C_i a set of greatest width (which without loss of generality we label $C_{i,1}$).

Observe that \hat{C}_i is a family of type $k-1$ and that $(I \cap \mathcal{B}) \cap (\cap_{\mathcal{S}^B} \hat{C}_i) \subseteq (I \cap \mathcal{B}) \cap (\cap_{\mathcal{S}^B} C_i)$. So there is a set of indices I^B of cardinality at most $s(k-1, d, \varepsilon, f)$ for which $(I \cap \mathcal{B}) \cap (\cap_{i \in I^B} \hat{C}_i^{-\varepsilon}) \subseteq (I \cap \mathcal{B}) \cap (\cap_{\mathcal{S}^B} C_i)$.

Now since $w(C_{i,1}) \geq w(\mathcal{S})$, it is not hard to verify that $(I \cap \mathcal{B}) \cap C_{i,1}^{-\varepsilon} = \emptyset$ for every $i \in I^B$. This follows from the fact that (a) for any unit vector u , the width $w_u(C)$ of $s_u(C)$ is at least $w(\mathcal{S})$, and (b) $C_{i,1}^{-\varepsilon} = \cap s_u^{-\varepsilon}(C_{i,1})$. Therefore

$$(I \cap \mathcal{B}) \cap (\cap_{i \in I^B} (C_i)^{-\varepsilon}) = (I \cap \mathcal{B}) \cap (\cap_{I^B} \hat{C}_i^{-\varepsilon}) \subseteq (I \cap \mathcal{B}) \cap (\cap_{\mathcal{S}^B} C_i) = I \cap \mathcal{B} \cap (\cap_{\mathcal{S}} C_i).$$

Therefore $s(k, d, \varepsilon, f) \leq \frac{4^d k f^d}{\varepsilon^d} s(k-1, d, \varepsilon, f)$, which suffices to prove our assertion. \square

4 Improved bounds for $d = 1$

In this section we improve on the bound for $s(k, d, \varepsilon, f)$ presented in Theorem 1.2 when $d = 1$. Notice that convex sets $C \in \mathbb{R}^1$ are f -fat for $f = 1$. Thus, for $d = 1$, Theorem 1.2 implies a bound on $s(k, d, \varepsilon, f) = s(k, 1, \varepsilon)$ which is proportional to ε^{-k} . In what follows we present a proof implying a bound approximately proportional to $\varepsilon^{-\frac{k}{2}}$. The line of proof is very similar to that of Theorem 3.1.

Theorem 4.1. *Let $\mathcal{S} = \{C_i\}_i$ where each C_i is the union of at most k ($k = 2\ell$ or $k = 2\ell + 1$) closed convex sets in \mathbb{R}^1 . Let I be a convex set in \mathbb{R}^1 . Then, there is a universal constant c , such that there is a subset \mathcal{S}' of \mathcal{S} of size at most $s(2\ell, 1, \varepsilon) = (c/\varepsilon)^\ell \log^{\ell-1}(1/\varepsilon)$ or $s(2\ell+1, 1, \varepsilon) = 2(c/\varepsilon)^\ell \log^\ell(1/\varepsilon)$ such that $I \cap (\cap_{C \in \mathcal{S}'} C^{-\varepsilon}) \subseteq I \cap (\cap_{C \in \mathcal{S}} C)$.*

Proof. The proof is by induction on k ; there are two base cases: $k = 0$, for which we may formally take $s(0, 1, \varepsilon) = 1$, and $k = 1$, for which $s(1, 1, \varepsilon) = 2$ (a version of Helly's theorem in \mathbb{R}^1).

Write $C_i = \{[A_i^j, B_i^j]\}_{j \in \{1, \dots, k\}}$. Set $\underline{A}(\mathcal{S}) = \max_{C_i \in \mathcal{S}} \min_j A_i^j$ and $\overline{B}(\mathcal{S}) = \min_{C_i \in \mathcal{S}} \max_j B_i^j$. Use two elements of the family to form an intersection included in $[\underline{A}(\mathcal{S}), \overline{B}(\mathcal{S})]$, and let $[\alpha, \beta] =$

$I \cap [\underline{A}(\mathcal{S}), \overline{B}(\mathcal{S})]$. By hypothesis, $[\alpha, \beta] \cap (\cap_{C \in \mathcal{S}} C) = I \cap (\cap_{C \in \mathcal{S}} C)$. Observe that if a set C_i does not contain some point $x \in [\alpha, \beta]$ then C_i has an interval $[A_i^j, B_i^j]$ for which $A_i^j \leq \alpha$ and $B_i^j < x$, and another interval $[A_i^j, B_i^j]$ for which $x < A_i^j$ and $\beta \leq B_i^j$.

We show separately how to obtain the desired intersection in each of the four closed intervals (whose union is $[\alpha, \beta]$) that are demarcated by the five points α , $(1 - \frac{\varepsilon}{2})\alpha + \frac{\varepsilon}{2}\beta$, $(1/2)\alpha + (1/2)\beta$, $\frac{\varepsilon}{2}\alpha + (1 - \frac{\varepsilon}{2})\beta$, β . The first and fourth intervals can be treated in the same way, as can the second and third, so we consider only the first and second.

The interval $[\alpha, (1 - \frac{\varepsilon}{2})\alpha + \frac{\varepsilon}{2}\beta]$: Modify the collection \mathcal{S} by (a) omitting sets C_i that include the interval $[\alpha, (1 - \frac{\varepsilon}{2})\alpha + \frac{\varepsilon}{2}\beta]$ and (b) omitting from each C_i every interval $[A_i^j, B_i^j]$ for which $B_i^j \geq \beta$. At least one interval is omitted from each C_i , so in the modified collection, every set is the union of at most $k - 1$ intervals. By induction, $s(k - 1, 1, \varepsilon)$ members of \mathcal{S} suffice (after contraction) in order to obtain the desired intersection with $[\alpha, (1 - \frac{\varepsilon}{2})\alpha + \frac{\varepsilon}{2}\beta]$. Restoring the omitted intervals of each of these members does not change this, because after contraction those are disjoint from $[\alpha, (1 - \frac{\varepsilon}{2})\alpha + \frac{\varepsilon}{2}\beta]$.

The interval $[(1 - \frac{\varepsilon}{2})\alpha + \frac{\varepsilon}{2}\beta, (1/2)\alpha + (1/2)\beta]$: Partition this interval into the $t = \log_{1 - \frac{\varepsilon}{2}} \varepsilon$ intervals demarcated by the following points (for simplicity we assume that $(1 - \frac{\varepsilon}{2})^t = \varepsilon$).

$$\begin{aligned} x_1 &= \left(1 - \frac{\varepsilon}{2}\right) \alpha + \frac{\varepsilon}{2} \beta, \\ x_2 &= \left(1 - \frac{\frac{\varepsilon}{2}}{1 - \frac{\varepsilon}{2}}\right) \alpha + \frac{\frac{\varepsilon}{2}}{1 - \frac{\varepsilon}{2}} \beta, \\ x_3 &= \left(1 - \frac{\frac{\varepsilon}{2}}{(1 - \frac{\varepsilon}{2})^2}\right) \alpha + \frac{\frac{\varepsilon}{2}}{(1 - \frac{\varepsilon}{2})^2} \beta, \dots \\ x_{t+1} &= (1/2)\alpha + (1/2)\beta. \end{aligned}$$

Consider any one of these intervals, $[x_m, x_{m+1}]$. Form a collection \mathcal{S}^m by omitting from \mathcal{S} any set C_i containing $[x_m, x_{m+1}]$. \mathcal{S}^m has the property that $[x_m, x_{m+1}] \cap (\cap_{C \in \mathcal{S}^m} C) = [x_m, x_{m+1}] \cap (\cap_{C \in \mathcal{S}} C)$. Moreover, each C_i in \mathcal{S}^m has at least one interval $[A_i^j, B_i^j]$ for which $A_i^j \leq \alpha$ and $B_i^j < x_{m+1}$, and a different interval $[A_i^j, B_i^j]$ for which $A_i^j > x_m$ and $B_i^j \geq \beta$. Modify \mathcal{S}^m by omitting from each C_i any interval satisfying one of these conditions. In the modified collection, every set is the union of at most $k - 2$ intervals. By induction, $s(k - 2, 1, \varepsilon)$ members of the modified \mathcal{S}^m suffice (after contraction) in order to obtain the desired intersection with $[x_m, x_{m+1}]$. Restoring the omitted intervals of each of these members does not change this, because after contraction those intervals are disjoint from $[x_m, x_{m+1}]$.

We have shown that for $k \geq 2$, $s(k, 1, \varepsilon) \leq 2 + 2s(k - 1, 1, \varepsilon) + 2(\log_{1 - \frac{\varepsilon}{2}} \varepsilon)s(k - 2, 1, \varepsilon)$. This implies the stated bound for a suitable value of c . \square

5 Lower bounds

We now sketch some lower bounds on the size of $s(d, \varepsilon)$ and $s(k, 1, \varepsilon)$ from Theorems 1.1 and 4.1 respectively. Roughly speaking, we show in these cases that our analysis as a function of ε is nearly tight. For Theorem 1.1 consider the set system $\mathcal{S} = C_u$ indexed by all unit vectors $u \in S^{d-1}$. C_u is defined to be the centrally symmetric d dimensional slab around the origin, with width 2 and normal u . The intersection $\cap_{C \in \mathcal{S}} C$ is the unit ball \mathcal{B} . Every contracted set $C_u^{-\varepsilon}$ is the centrally symmetric d dimensional slab around the origin with width $2 - 2\varepsilon$. Standard calculations show that $\mathcal{B} \setminus C_u^{-\varepsilon}$ consists of two caps, each of area at most $(2\varepsilon)^{\frac{d-1}{2}}$ times the surface area of \mathcal{B} . Thus, a set \mathcal{S}' of at least $\simeq (2\varepsilon)^{-\frac{d-1}{2}}$ sets C_u are required to obtain $\cap_{C \in \mathcal{S}'} C \subseteq \mathcal{B}$.

Following the proof of Theorem 4.1, a lower bound of $(\frac{1}{c\varepsilon})^{\lfloor \frac{k}{2} \rfloor}$ for $s(k, 1, \varepsilon)$ can be obtained (for a universal constant c). Specifically, (using notation of Theorem 4.1) for $\alpha = 0$ and $\beta = 1$, we sketch our proof. For $i = 0, \dots, \frac{1}{2\varepsilon} - 1$, consider the intervals $[2i\varepsilon, 2(i+1)\varepsilon]$. We define a set system \mathcal{S}_i corresponding to each interval inductively. The resulting family \mathcal{S} will be the union of the set systems \mathcal{S}_i and will have empty intersection. By our construction, after contraction, all sets in \mathcal{S}_i will include all but the i 'th interval. For $i = 1, \dots, \frac{1}{2\varepsilon} - 2$, let $x = 2i\varepsilon$ and $y = 2(i+1)\varepsilon$. The required set system \mathcal{S}_i for $[x, y]$ will consist of sets $C = C_1 \cup \dots \cup C_k$ which all have the following structure. $C_1 = [-\frac{x\varepsilon}{2-2\varepsilon}, x + \frac{x\varepsilon}{2-2\varepsilon}]$, $C_2 = [y - \frac{(1-y)\varepsilon}{2-2\varepsilon}, 1 + \frac{(1-y)\varepsilon}{2-2\varepsilon}]$ (notice that $C_1^{-\varepsilon} = [0, x]$ and $C_2^{-\varepsilon} = [y, 1]$), and C_3, \dots, C_k are taken from a family $\hat{\mathcal{S}}_i$ constructed inductively. Each element \hat{C} in the family $\hat{\mathcal{S}}_i$ is the union of $k-2$ convex sets, all included in the interval $[x + \frac{x\varepsilon}{2-2\varepsilon}, y - \frac{(1-y)\varepsilon}{2-2\varepsilon}]$. The inductive assumption is that the family of sets in $\hat{\mathcal{S}}_i$ has empty intersection, and any subset of them of size less than $(\frac{1}{c\varepsilon})^{\lfloor \frac{k-2}{2} \rfloor}$ will not have empty intersection even after the sets are contracted. The base of the induction is either the set system consisting of an empty set ($k=0$) or a set system consisting of two disjoint intervals ($k=1$). For $i=0$ or $i = \frac{1}{2\varepsilon} - 1$ the set system \mathcal{S}_i is constructed analogously. The set system \mathcal{S} consists of all set systems \mathcal{S}_i defined above. It is not hard to verify that to obtain a subset \mathcal{S}' such that $\bigcap_{C \in \mathcal{S}'} C^{-\varepsilon} = \emptyset$, for the i th interval defined above we need to use sets C corresponding to \mathcal{S}_i .

Acknowledgments

We would like to thank Jie Gao for several helpful discussions which lead to the study of contraction and expansion of convex sets. We would also like to thank Gil Kalai, Micha Perles and Jiri Matousek for helpful discussions about this work. Finally, we would like to thank Micha Sharir for pointing out the work of Dudley [4].

6 Concluding remarks

In this work we have defined a notion of contraction and expansion of general convex sets and applied them in the proof of two Helly type theorems. The convex sets studied throughout were assumed to be closed and bounded. For convex sets C which are not closed, one may define the notion of contraction and expansion with respect to the closure of C . For convex sets C which are unbounded, we extend the definition of one of the variants of C^ε from Section 2 to

Definition 6.1. *Let C be closed and convex, and let ε be any real (positive, negative or zero). If $|C| \leq 1$ or $C = \mathbb{R}^d$ let $C^\varepsilon = C$. Otherwise, let $r(x, C) \in [-1, 1]$ be the closest point to 0 in the closure of the set*

$$\left\{ \frac{\langle z-x, y-x \rangle}{\langle y-x, y-x \rangle} \right\}_{z \in \partial C, y \in C} \text{ } x, y, z \text{ colinear.}$$

Let the norm of x with respect to C be $\|x\|_C = \frac{1+r(x, C)}{1-r(x, C)}$ (if $r(x, C) = 1$ define $\|x\|_C$ to be ∞). Let $C^\varepsilon = \{x \mid \|x\|_C \leq 1 + \varepsilon\}$.

The above definition differs from that presented in Section 2 in the restriction that $y \in C$ instead of $y \in \partial C$. In general, for convex sets C with the property that any infinite line in \mathbb{R}^d either intersects ∂C in 2 points, is tangent to C , or does not intersect ∂C at all, the definition above and that of Section 2 are equivalent. We refer to such sets as proper. Sets C that are not proper are sets which are in essence similar to half spaces — roughly speaking, they consist of the (Minkowski) sum $C' + \ell$ for some convex set C' and an infinite (1 dimensional) ray ℓ ; or alternatively they are

contained in a half space H and contain points arbitrarily far from ∂H . Considering only proper sets in our proofs is done w.l.o.g. as it holds that $C^\varepsilon = \emptyset$ for any $\varepsilon < 0$ (when C is not proper). This implies that Theorem 1.1 holds trivially when \mathcal{S} contains a set which is not proper. (Also, Theorem 1.2 has no significance once one of the sets considered is unbounded.)

The proof of Theorem 1.1 can be altered to deal with sets C in \mathcal{S} that may be unbounded and proper. Namely, one needs to consider an unbounded and proper set $A = \bigcap_{C \in \mathcal{S}} C$. Such A includes an infinite line ℓ , which is also included in C for each $C \in \mathcal{S}$. As the sets considered are all proper, this implies that $C = \ell + C'$ where C' is a $d-1$ dimensional convex set in the hyperplane orthogonal to ℓ passing through the origin. We may thus reduce the dimension of the problem by considering the collection $\mathcal{S} = \{C'\}_{C \in \mathcal{S}}$.

References

- [1] N. Alon and G. Kalai. Bounding the piercing number. *Discrete and Computational Geometry*, 13(3/4):245–256, 1995.
- [2] N. Amenta. Helly theorems and generalized linear programming. *Discrete and Computational Geometry*, 12(3):241–261, 1994.
- [3] N. Amenta. A short proof of an interesting Helly-type theorem. *Discrete and Computational Geometry*, 15(4):423–427, 1996.
- [4] R. M. Dudley. Metric entropy of some classes of sets with differentiable boundaries. *J. Approximation Theory*, 10(3):227–236, 1974.
- [5] A. Efrat, M. J. Katz, F. Nielsen, and M. Sharir. Dynamic data structures for fat objects and their applications. *Computational Geometry*, 15(4):215–227, 2000.
- [6] J. Gao, M. Langberg, and L. J. Schulman. Clustering lines: classification of incomplete data. *Manuscript*, 2006.
- [7] P. M. Gruber. Aspects of approximation of convex bodies. In *Handbook of convex geometry, vol. A*, pages 319–345. North-Holland, 1993.
- [8] B. Grünbaum and T. S. Motzkin. On components in some families of sets. *Proceedings of the American Mathematical Society*, 12(4):607–613, 1961.
- [9] E. Helly. Über Mengen konvexer Körper mit gemeinschaftlichen Punkten. *Jahresbericht Deutsch. Math. Verein.*, 32:175–176, 1923.
- [10] F. John. Extremum problems with inequalities as subsidiary conditions. *Studies and Essays Presented to R. Courant on his 60th Birthday, Interscience Publishers, Inc.*, pages 187–204, 1948.
- [11] D. G. Larman. Helly type properties of unions of convex sets. *Mathematika*, 15:53–59, 1968.
- [12] J. Matoušek. A Helly-type theorem for unions of convex sets. *Computational Geometry*, 18(1):1–12, 1997.
- [13] H. Morris. Two pigeonhole principles and unions of convexly disjoint sets. *Ph. D. Thesis, Cal. Inst. of Tech., Calif.*, 1973.
- [14] M. Sharir and E. Welzl. A combinatorial bound for linear programming and related problems. In *Proceedings of the 9th Annual Symposium on Theoretical Aspects of Computer Science*, pages 569–579, 1992.
- [15] A. F. van der Stappen, D. Halpern, and M. H. Overmars. The complexity of the free space for a robot moving amidst fat obstacles. *Computational Geometry: Theory and Applications*, 3:353–373, 1993.
- [16] R. Wenger. Helly-type theorems and geometric transversals. In *Handbook of discrete and computational geometry*, pages 63–82. CRC Press, Inc., 1997.